


NEUATION



EFFICIENTLY FLEXIBLE
CYTOSLIDE CENTRIFUGE

iFuge CYTO

iFuge CYTO

(Cytoslide Centrifuge)

iFuge CYTO is a specialized centrifuge used to concentrate cells in fluid specimens on to a microscope slide for staining and examination. It is essential in the laboratory for preparing cells for analysis under a microscope. It enables researchers to identify and analyze cells, aiding in the understanding of various biological processes.




Product Features



Digital display with speed & time setting




Capacity - 3 x 2 slide position



Timer Setting From 1 to 999 Mins & Infinite



Easy to manage & program with minimal training requirement



Microprocessor Controlled For Efficient Performance Even Under High Loads



Max Speed- 2200 RPM, 463g



One Touch RPM / RCF



Lid Lock Safety Feature - Lid Opens Automatically On Run Completion



Specifications

Specifications	iFUGE CYTO
Dimension (W x D x H)	381 x 480 x 185 mm
Weight of Equipment	8.3 kg (without rotor)
Permissible Temp.	5-40°C
Humidity	<80%
Altitude	Use upto an altitude of 2200 m above MSL
Pollution Degree	2
Environment	For indoor use only
Noise Level	≤ 65 dB
Power Adaptor Details	Input: 100-240 VAC, 50/60 Hz Output 24V $\overleftrightarrow{\bullet\bullet}$ 5A
Power Consumption	48 W

Ordering Information

iFUGE CYTO		
Product Name	Cat #	Details
iFUGE CYTO	CYTO - EU/US/UK/AU	Cytoslide Centrifuge 2200 RPM / 463g

NEUATION

www.accumaxlab.com

*We also execute OEM projects. Specifications can be changed without notice for quality improvement.