

Specifications

A1cChek Pro Glycohemoglobin Analyzer

Test item	Glycohemoglobin (HbA1c)
Principle	Boronate affinity chromatography
Measuring range	4.0% ~ 14.0%
Sample material	Venous or capillary blood
Sample volume	3 μ L (whole blood)
Testing time	5 min
Throughput	5 min to the first result, subsequently 1 result every 1 min
Result metric	NGSP (%); IFCC (mmol/mol); eAG (mg/ml; mmol/L)
Voice prompt	Voice prompt in the whole process of operation
Printer	Internal thermal printer
Data storage	1000 results
Data port	USB, RJ45 LAN, RS232-C
Wireless connectivity	WIFI
Power supply	External power adapter
AC input	100-240V ~ , 1.5A, 50-60Hz
DC output	19.0V $\overline{\text{---}}$, 4.74A
Temperature calibration	Automatic calibration by temperature sensor
Dimension(mm)	(341 \pm 2)mm x (266 \pm 2)mm x (234 \pm 2)mm
Screen size	154.1mm x 85.9mm
Weight of analyzer	4.4Kg
Working condition	Temperature: 10 ~ 40°C, Humidity: 30% ~ 75%, Atmospheric pressure: 700hpa ~ 1060hpa
Storage condition	Temperature: -20 ~ 55°C, Humidity: < 80%, Atmospheric pressure: 700hpa ~ 1060hpa

Catalog

Product	Catalog No.	Contents
A1cChek Pro Glycohemoglobin Analyzer	A1C-M31	A1cCheck Pro Glycohemoglobin Analyzer Power Adapter User Manual Quick Guide Cleaning and Maintenance Guide Warranty Hangtag
A1cChek Pro Glycohemoglobin Test Kit	A1C-S32	HbA1c Test Strip 200 Sampler 200 Code Chip 2 Package Insert 1 Buffer A 35ml x 1 Buffer B 35ml x 1 Blood Collector 200

Wuxi Biohermes Bio & Medical Technology Co., Ltd.
11th Floor, 530 Mansion, #18 Qingyuan Road, Xinwu District, Wuxi 214135, China
Tel: +86-510-85385897 Email: info@biohermes.com.cn ; servi@biohermes.com.cn

A1cChek Pro Glycohemoglobin Analyzer

HbA1c Testing for Professional Use

Simplest Operation with Great Precision

Accurate Result with CV < 3%

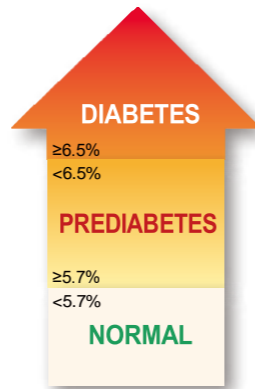
One-Step Operation

4 Samples / 8 Minutes

Clinical Application

What is HbA1c

1. HbA1c, formed in a non-enzymatic glycation pathway by hemoglobin's exposure to plasma glucose, reflects average glycemia over several months.
2. As a primary technique to assess the effectiveness of diabetes management, HbA1c has strong predictive value for diabetes complications. Lowering HbA1c has been shown to reduce complications.
3. HbA1c $\geq 6.5\%$ (48 mmol/mol) is one of the criteria for diabetes diagnosis. Normal HbA1c range is 4.0-5.7% (20-39 mmol/mol), while 5.7-6.4% (39-46 mmol/mol) is considered as prediabetes.
4. Point-of-care testing for HbA1c provides the opportunity for more timely treatment changes.



One-step Operation

Venous Blood



Turn the anti-coagulated venous blood tube upside down for at least 6 times. Use the blood collector to dip the blood sample from the tube, and touch the sampler thread to the blood sample until the thread becomes completely red.

Capillary Blood



Put the lancing device against the sampling site, press the release button on lancing device to prick the fingertip. Touch the sampler thread to the blood sample until the thread becomes completely red.

Apply the Blood Sample



Press and hold the sampler on the sampler port for 3 seconds. After three beeps, remove the sampler.

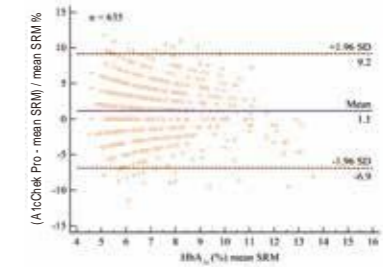
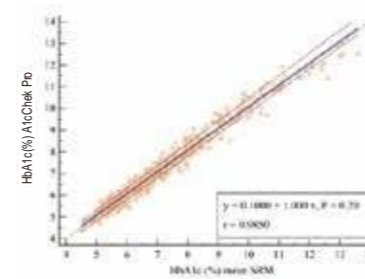
Accurate Results

Comparison Evaluation Report



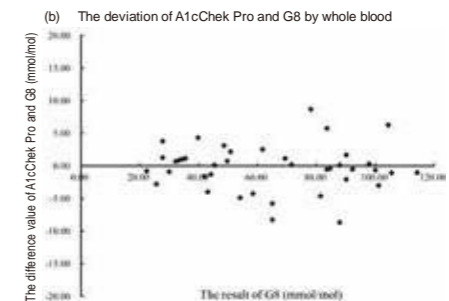
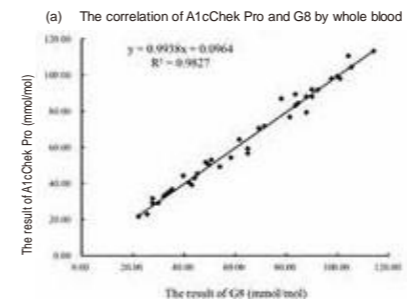
Shanghai Sixth People's Hospital

CV (%)	Sample 1 (5.2% HbA1c)	Sample 2 (11.6% HbA1c)
Within-run	1.9%	1.8%
Between-run	0.0%	0.6%
Between-day	1.4%	0.0%
Total	2.3%	1.9%



Beijing Center for Clinical Laboratory

Mean Value (HbA1c %)	SD	CV
5.58	0.15	2.60%
11.88	0.24	2.04%



17 Patents of 12 Countries

